

# Financial Tearsheet

## Company Overview

Founded in 2002, HireQuest Inc. began as Hire Quest LLC. However, we've been doing business since 1998; most prominently as Trojan Labor or Acrux Staffing.

In April 2019, a merger between Command Center (operating in its current form since 2006) and Hire Quest LLC. was established. Hire Quest LLC. had approximately 95 branches in 25 states prior to the merger. Our branches combine with Command Center's 67 branches in 22 states. This merger forms HireQuest Inc., a new public company. Each year we open more offices and are excited to be growing in new ways.

Moving forward, Trojan Labor franchises will operate as [HireQuest Direct](#) and Acrux Staffing will operate as [HireQuest](#). Our corporate office will become HireQuest Inc. as well.

Although our identity and name is changing, our practices are not. We are still the same company, but with a larger reach and more comprehensive service to our customers across the country. HireQuest Inc. is still the same nationally recognized temporary staffing service providing "the right people at the right time".

## Recent Financial News

Date	Headline
Jun 29, 2020	HireQuest, Inc. Announces New Stock Repurchase Program for up to 1 Million Shares
Jun 08, 2020	HireQuest Files Registration Statement for Shares Related to Merger
May 11, 2020	HireQuest Reports 18.7% Revenue Increase for the First Quarter of 2020
Apr 29, 2020	HireQuest Sets First Quarter 2020 Financial Results Conference Call for Monday, May 11, 2020 at 4:30 p.m. ET
Mar 30, 2020	HireQuest Reports Income from Continuing Operations of \$3.8 Million, or \$0.28 Per Share, for Fourth Quarter of 2019

## IR Contacts

### John D. McAnnar

HireQuest, Inc.  
Chief Legal Officer  
(843) 723-7400  
[jdmcannar@hirequest.com](mailto:jdmcannar@hirequest.com)
















## Stock Performance

Today's Open	6.25
Volume	6,007
Day Range	6.25 - 6.33
52 Week Range	5.00 - 8.55
Bid/Ask	6.25 / 6.40
Bid/Ask Size	1,800 X 1,400
Previous Close	6.01
Market Cap	84.38 million
Shares Outstanding	13.5 million
Dividend/Yield	0.00 / 0.00%
EPS (TTM)	-0.191300
P/E Ratio (TTM)	N/A

Symbol: HQI  
Last Trade: \$6.25  
Change (%): ↑ 0.24 (4.00%)  
Volume: 6007

07/10/2020 02:34 PM ET  
*Quotes delayed at least 20 mins.*

## Recent XBRL Filings

Filing Date ▾	Form Type	Description	View
May 11, 2020	10-Q	Quarterly report	  
Mar 30, 2020	10-K	Annual report	  
Nov 13, 2019	10-Q	Quarterly report	  
Aug 12, 2019	10-Q	Quarterly report	  
May 13, 2019	10-Q/A	Quarterly report (Amendment)	  

## Management Team

None yet! Check back later.

## Board of Directors

Richard Hermanns, Chief Executive Officer

Edward Jackson, Director

Payne Brown, Director

Kathleen Shanahan, Director

R. Rimmy Malhotra, Director

Lawrence F. Hagenbuch, Director

Jack A. Olmstead, Director